


Disclaimer: This installation guide is intended to clarify the install of your new SOUL exhaust. **Please read this guide in full before beginning installation.** Do take proper precautions and safety measures when working on your vehicle and perform this work at your own risk.



Please ensure that all components listed below are accounted for before beginning installation:

Exhaust Components

- (1) Driver Side Cat Pipe
- (1) Passenger Side Cat Pipe

Hardware

- (4) M8 X 1.25 20mm Bolts
- (4) Nuts
- (8) Washers

Packing Sign Off _____


Shipped on ____/____/____



Step 1: Loosen 13mm hardware on Torca clamps.



Step 2: Remove bolts holding both support brackets on (E12 Torx).



Step 3: Loosen and carefully remove O2 sensors on both sides with 22mm wrench.



O2 sensors are very delicate. Take care not to damage the tips of the sensors or handle them roughly during removal and re installation.



Step 4: Loosen V-band clamps (6mm allen)



Your V-Band clamps may be positioned with the head on top making access more difficult. Using a 1/4" flex head socket with 6mm allen adapter may provide the best results. We recommend using penetrating fluid on the bolts to make loosening them easier.




Step 5: Slide loosened Torca clamps off of the factory catalytic converters and remove from vehicle.



SOUL Installation process is the reverse of factory removal.

1. Slide on Torca Clamps
2. Install V-band Clamps
3. Install O2 Sensors onto cats with included (2) copper washers
4. Tighten Support Bracket Hardware with included hardware
5. Tighten Torca Clamps
6. Torque V-Band Clamps (Minimum 45 ft-lbs)
7. Recheck all hardware
8. Start car and check for any exhaust leaks
9. Enjoy your new SOUL Sport Catalytic Converters!

You have now successfully completed the installation of your new Soul Performance Products exhaust components! Thank you for your business and if you have any questions during/after the installation please do not hesitate to call or email at the details below.

 You may notice smoke and fumes coming from the system upon first starting up the vehicle. This is due to oils used in manufacturing and is not a problem. The smell will dissipate in a short period of time after the exhaust has reached normal operating temperature.

SOUL PERFORMANCE PRODUCTS

2300 Maryland Road
Willow Grove, PA 19090
(267) 818-3201
customerservice@soulpp.com

SOUL
PERFORMANCE PRODUCTS