




Please ensure that all components listed below are accounted for before beginning installation:

- o (1) Valved Exhaust System
- o (6) Valve Adapter Bolts
- o (6) Valve Adapter Washers
- o (2) Valve Adapters
- o (2) 63.5mm AccuSeal Clamps


Packing Sign Off _____


Shipped on ____ / ____ / ____



Step 1: Start by removing the factory tip outlet pipes (15mm socket)


Step 2: Remove the plugs to the factory valves.







Step 3: Loosen the muffler hanger bolts on both sides to allow exhaust to droop for more clearance while cutting. (13mm socket).

Step 4: Measure back roughly an inch from the weld seams and mark line to cut. Very carefully cut the exhaust with a reciprocating saw on the marks. Clean up the area surrounding cut marks to ensure proper seal later.



Step 5: Carefully drop the muffler by removing the bolts previously loosened on the muffler hangers. Remove the factory hangers and transfer them to the SOUL exhaust.

Step 6: Remove the factory valve actuators from the factory exhaust and prepare to mount them to the SOUL exhaust. quip about orientation here.



Step 7: Prepare to mount the SOUL exhaust by putting AccuSeal clamps onto factory pipes and slide on SOUL exhaust.




Step 9: Plug the factory valve connectors back in to the valve actuators.

Step 8: Reinstall the factory mounts to the car. (13mm socket)



Step 10: Torque down the AccuSeal clamps onto the exhaust system.



Step 11: Reinstall the factory tip sections onto the SOUL exhaust, adjust as needed, and torque them down.



You have now successfully completed the installation of your new SOUL exhaust components! Thank you for your business and if you have any questions during/after the installation please do not hesitate to call or email at the details below.

⚠ You may notice smoke and fumes coming from the system upon first starting up the vehicle. This is due to oils used in manufacturing and is not a problem. The smell will dissipate in a short period of time after the exhaust has reached normal operating temperature.

SOUL PERFORMANCE PRODUCTS
2300 Maryland Road
Willow Grove, PA 19090
(267) 818-3201
customerservice@soulpp.com