

Please ensure that all components listed below are accounted for before beginning installation:

INCLUDED COMPONENTS

- (2) Cast Cones
- (1) Muffler Section
- (2) 3.0" Accusedal Clamps
- (2) 7" V- Band Clamps
- (2) Clampco Spring Clamps
- (2) Valve Actuator Harnesses

TIP HARDWARE

- (1) GT3 Tip Plate
- (1) GT3 Tip Plate Gasket
- (2) GT3 Tips
- (2) M8 Washers
- (3) M8 x 20MM Bolts
- (4) M8 Large Washers
- (3) M8 Locking Nuts
- (2) Swivel Seal 65 Clamps

Packing Sign Off _____

Shipped on ____/____/____



Step 1: Drop factory exhaust from car, remove rear system and reinstall headers.


Step 2: Install supplied insulation on the transition brackets supporting rear muffler.



Step 3: Assemble valved muffler and transition cones.



Step 4: Install valve solenoids onto valved muffler using supplied hardware (spring assembly).




Step 5: Lift rear system (center muffler + transition cones) into rear of car.



Step 6: Using factory band clamps, loosely hang system.

Step 7: Align SOUL transition cones to flange of factory header assembly, and leave connections loose on both sides.



Step 8: With sides still loose, center the rear muffler section and tighten band clamps.




Step 9: Tighten large v-band clamps to factory header assembly.




Step 10: Tighten additional clamps on transition cones.



Step 11: Install provided solenoid plug extensions to valve solenoids on exhaust and body harness.



Step 12: Secure tip plate with provided gasket to center muffler plate.




Step 13: Install tips and adjust to preference.



Step 14: Reinstall lower valance.

You have now successfully completed the installation of your new SOUL exhaust components! Thank you for your business and if you have any questions during/after the installation please do not hesitate to call or email at the details below.

 You may notice smoke and fumes coming from the system upon first starting up the vehicle. This is due to oils used in manufacturing and is not a problem. The smell will dissipate in a short period of time after the exhaust has reached normal operating temperature.

SOUL PERFORMANCE PRODUCTS

2300 Maryland Road
Willow Grove, PA 19090
(267) 818-3201

customerservice@soulpp.com